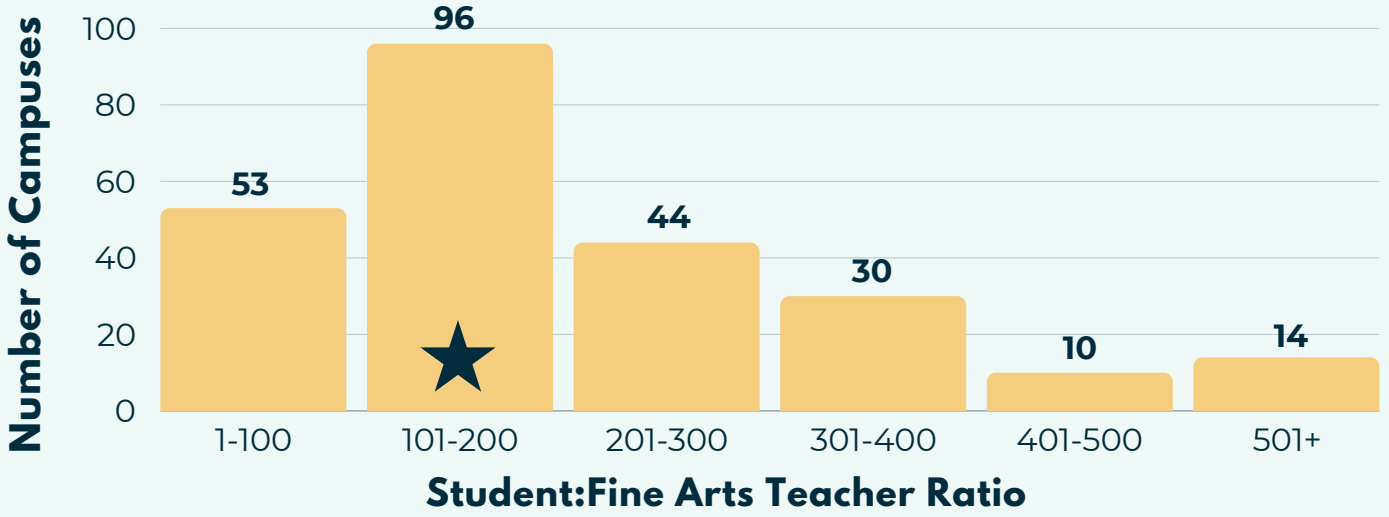


ARTS CONNECT

2022-23 Data Snapshot: Fine Arts Access in Houston ISD

Fine arts courses, teachers, and other access measures collected from HISD and from the artlook® 22-23 survey.

STUDENT-FINE ARTS TEACHER RATIO



This demonstrates the ratio of total student enrollment to the number of FA teachers on a campus. This is similar to a student to teacher ratio per classroom. A lower ratio is better, as that shows there are more FA teachers per number of students. Overall, 98 of 247 (39.7%) HISD campuses with fine arts teachers reported that they had more than 200 students per fine arts teacher.


*27 Campuses without FA teachers were excluded.

ELEMENTARY, MIDDLE, & COMBINATION SCHOOLS



96 of 233 ES, MS, and Combination campuses reported on how many students were enrolled in at least one fine arts course out of total enrollment. . On average, they reported that 94% of their students were enrolled in at least one fine arts course.

HIGH SCHOOLS



46% of HS campuses (19 out of 41) were reported to have courses in four major disciplines (dance, visual arts, music, theatre).

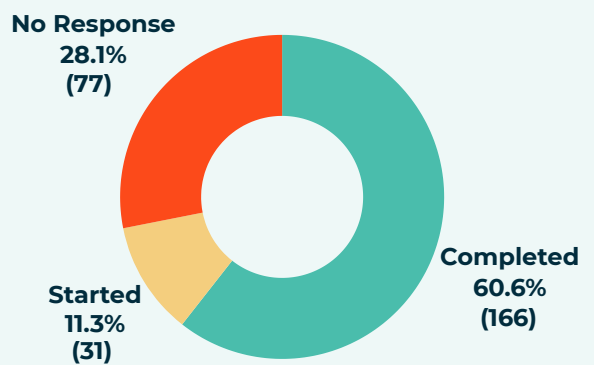
ARTS DESERTS

We define deserts as campuses with no reported fine arts teachers.



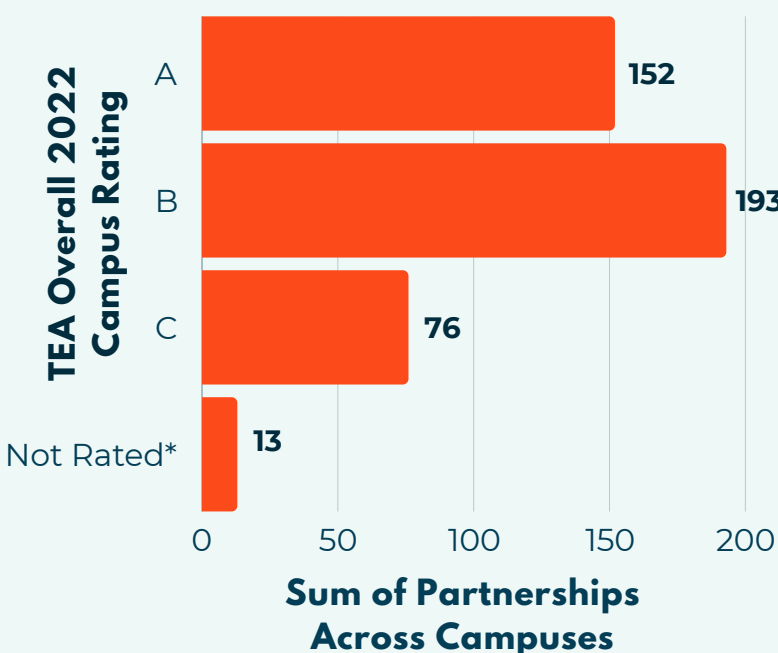
27 (9.9%) campuses

CAMPUS ARTLOOK SURVEY RESPONSE



PARTNERSHIPS

Partnerships occur between a HISD campus and an arts organization that can encompass arts programming, professional development, etc.



434 Total

Reported Partnerships

There are **73** campuses with no reported partnerships, **14 (19%)** of which are arts deserts.

Not Rated and C Rated schools reported, on average, **1 partnership per campus**, whereas A and B Rated schools reported an average of **2 partnerships per campus**.

*D-F ratings were not given due to COVID-19.